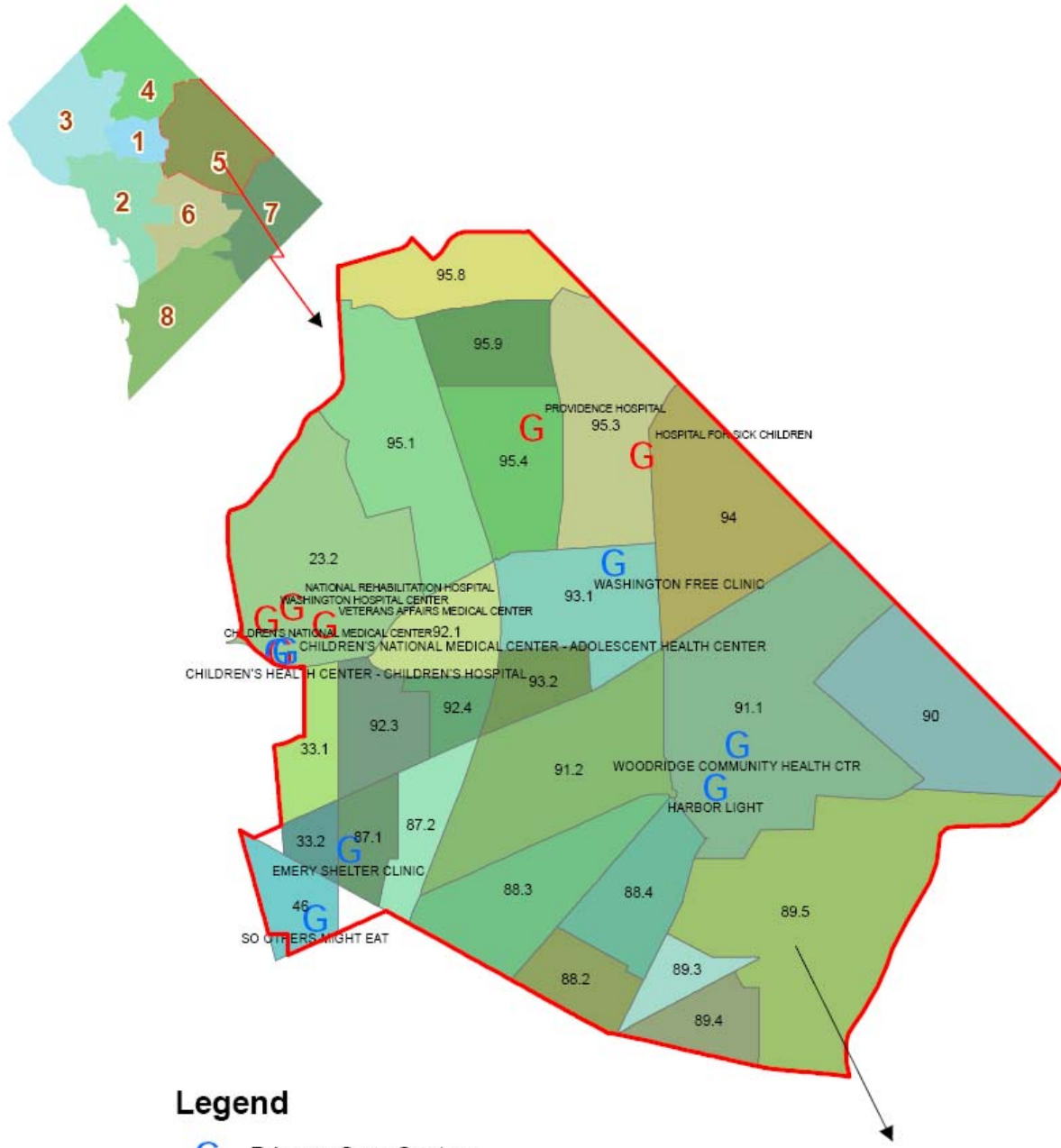


Ward 5 – Profile of Health and Socio-Economic Indicators

DISTRICT OF COLUMBIA DEPARTMENT OF HEALTH
 Center for Policy, Planning and Epidemiology
 State Center for Health Statistics



Legend

- G Primary Care Centers
- G Hospitals

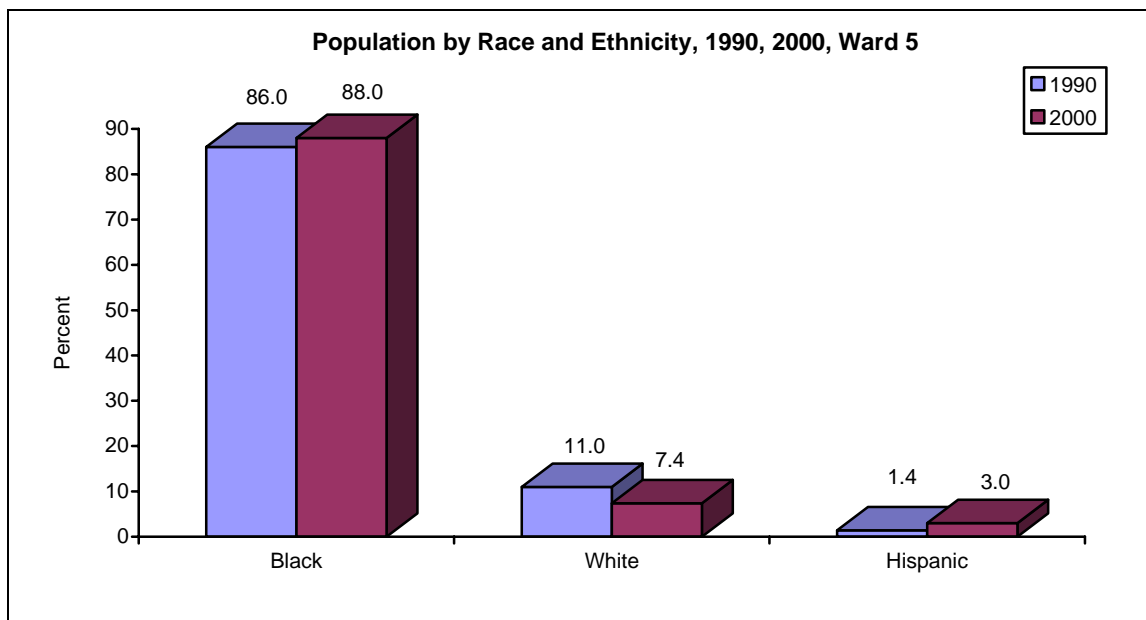
2000 CENSUS TRACT NUMBER

Introduction

Ward 5 is located in the northeastern quadrant of the District of Columbia. A predominantly African-American community, the majority of its residents are working-aged adults who are employed in the civilian sector. In the area of health care access, about 85% of Ward 5 residents possess some type of health care coverage. Over 82% of female residents have been screened for breast cancer and over 72% of male residents have been screened for prostate cancer. HIV screening has been conducted for over 73% of the Ward 5 population. Major health challenges include the relatively high death rates due to heart disease, cancer and essential hypertension. Homicide is the sixth leading cause of death among Ward 5 residents. Health risk behaviors of concern include obesity, no physical activity and current smoking.

SELECTED SOCIO-ECONOMIC INDICATORS

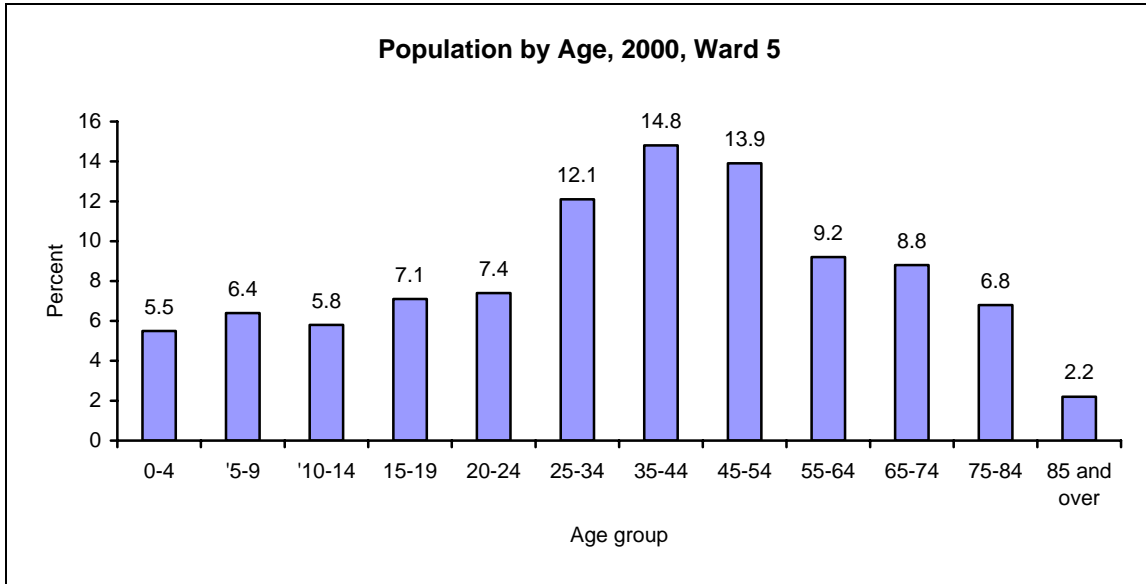
Chart 1. Population by Race and Ethnicity, Ward 5



Source: US Census Bureau

- Between the 1990 and 2000 census, the total population declined by approximately 14%.
- The percent of Blacks increased by 2% while the white population declined by 33%.
- The population of persons of Hispanic origin, though small, doubled during the decade.
- During the same decade the proportion of foreign born residents increased by over 50%.

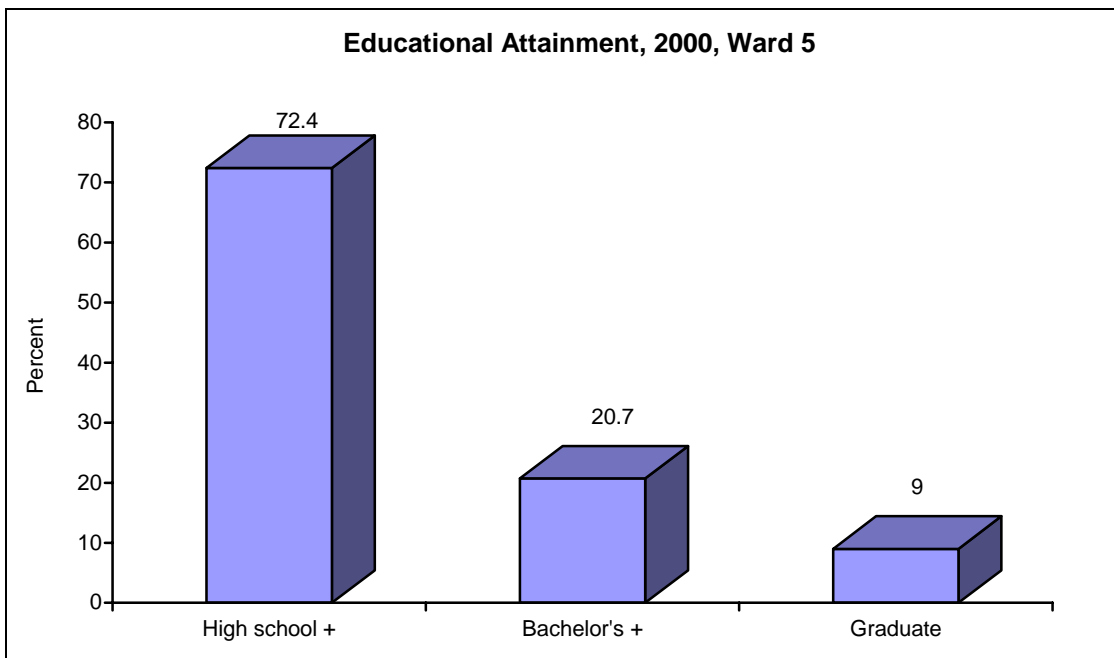
Chart 2. Population by Age, Ward 5



Source: US Census Bureau

- Approximately 25% of the Ward 5 population is comprised of children and youth, 19 years or younger.
- Adults, aged 20-64, make up about 57% of the population.
- Older adults, age 65 and above, make up 17.8 % of the population.

Chart 3. Educational Attainment, Ward 5



Population 25 years and over
Source: US Census Bureau

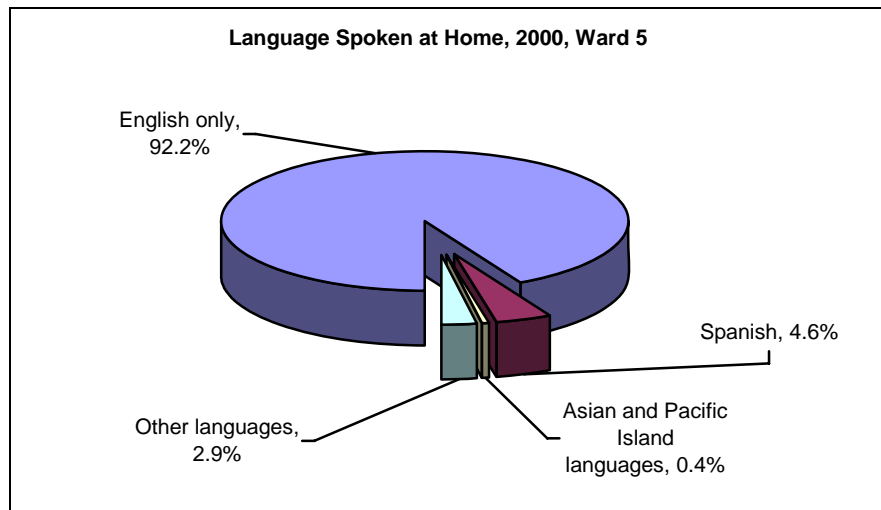
Table 1. Economic Indicators, Ward 5

Census 2000 Selected Economic Indicators for DC and Ward 5		
Economic Indicator	DC	Ward 5
% Population in labor force	63.6	55.1
% Population unemployed	6.8	6.0
-Median income	\$40,127	\$34,433
-Per capita income	\$28,659	\$19,173
-Median monthly gross rent	\$618	\$520
% Families in poverty	16.7	14.3
% Individuals in poverty	20.2	20.0
-Average household size	2.16	2.36
-Average family size		

Source: US Census Bureau

- Compared to other District wards, residents of Ward 5 are 13% less likely to work in the city's labor force.
- The median income is 14% lower in Ward 5, as compared to other District wards.
- The percent of families in poverty is 14% lower in Ward 5, as compared to the District overall.

Chart 4. Language Spoken at Home, Ward 5

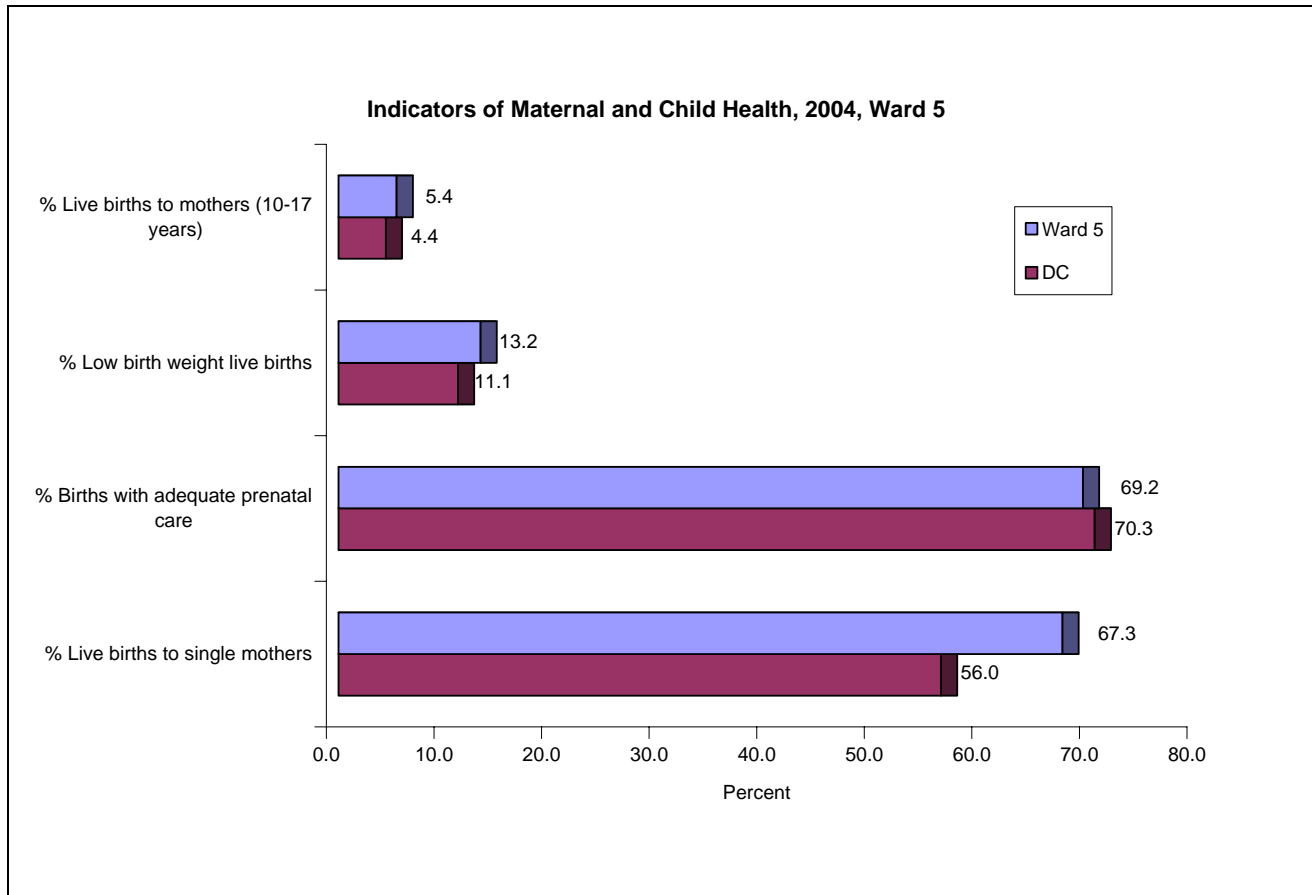


Population 5 years and over
Source: US Census Bureau

- Almost 8% of the residents of Ward 5 speak a language other than English in their home.
- Spanish is spoken in the homes of about 5% of the ward's population.

SELECTED HEALTH INDICATORS

Chart 5. Indicators of Maternal and Child Health, Ward 5



Source: DOH, Center for Policy, Planning and Epidemiology, State Center for Health Statistics

- Percent of births to mothers residing in Ward 5 who received adequate prenatal care (69.2%) was about the same for the District overall (70.3%).
- Births to single mothers in Ward 5 was 67.3% compared to the District rate of 56%.
- Compared to 11.1% of low birth weight (weighing under 2,500 grams or 5 pounds, 8 ounces) of births to mothers who delivered in the District, 13.2% were to mothers who resided in Ward 5.
- Mothers younger than 17 years of age gave birth to 5.4% of infants born in Ward 5 compared to 4.4% of mothers in the District.

*Table 2. Indicators of Maternal and Child Health, and Infant Mortality
District Overall vs. Ward 5, 2004*

Indicators	DC	Ward 5
Census 2000 Population	572,059	66,548
Live Births	7,937	854
Rate/1,000 pop ¹	13.9	12.8
Births to Unmarried Women (Percent)	4,442 56.0	575 67.3
% Births to Unmarried Women		
Black	77.5	73.4
White	8.9	19.4
Hispanic ²	63.1	59.6
Births to Mothers age <20 yrs (Percent)	887 11.2	125 14.6
Births to Mothers 15-19 yrs (Percent)	864 10.9	123 14.4
Birth Rate/1,000 Women 15-19 yrs ¹	43.5	53.3
Low Birth Weight Live Births ³ (Percent)	881 11.1	113 13.2
% Low Birth Weight Births ³		
Black	14.0	14.9
White	6.0	3.0
Hispanic ²	8.1	1.9
Low Birth Weight ³ to Mothers <20 yrs (Percent)	113 12.7	19 15.2
% Births With Adequate Prenatal Care ⁴	70.3	69.2
% Births With Prenatal Care Beginning First Trimester ⁵	79.4	77.6
Infant Deaths (under 1 yr.) Rate (per 1,000 live births) ⁶	94 11.8	14 16.4

¹ Rates based on Census 2000 population.

² Hispanics include persons of all Hispanic origin of any race.

³ Low birth weight (under 2,500 grams or 5 lbs. 8 oz.).

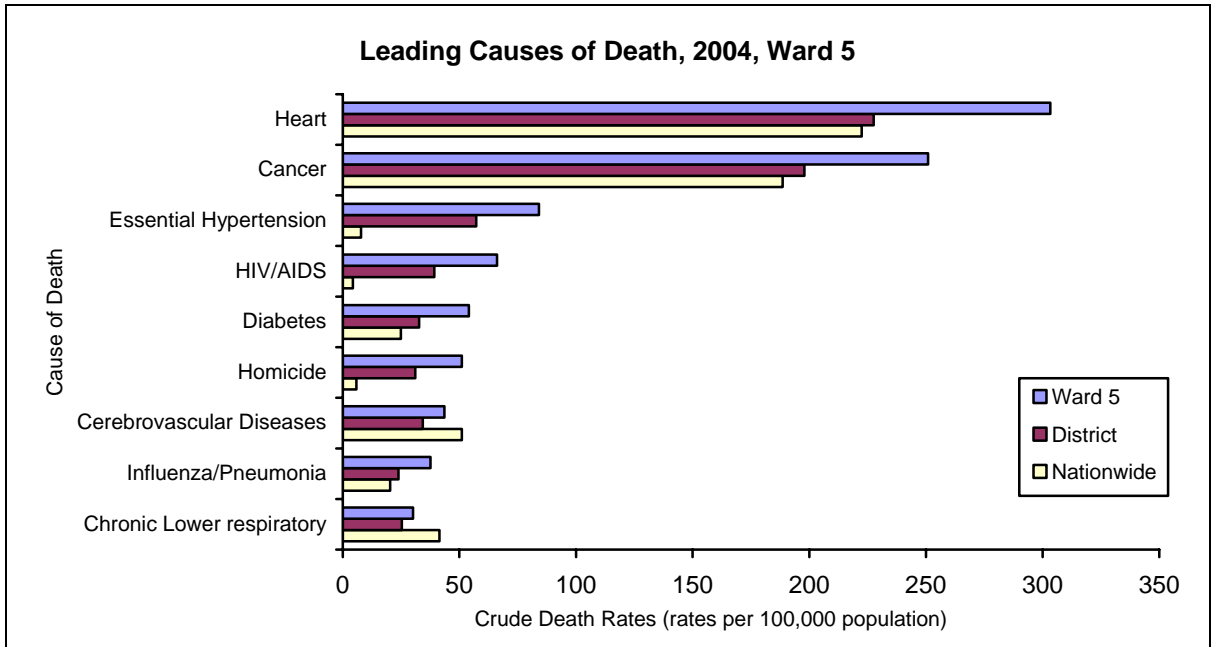
⁴ Adequate prenatal care is based on care initiated in the first trimester with a minimum of nine prenatal visits.

⁵ Excludes not stated from total number of births before percentages were computed.

⁶ Due to the small number of infant deaths, infant mortality rates are highly variable and should be interpreted cautiously.

Source: DOH, Center for Policy, Planning and Epidemiology, State Center for Health Statistics.

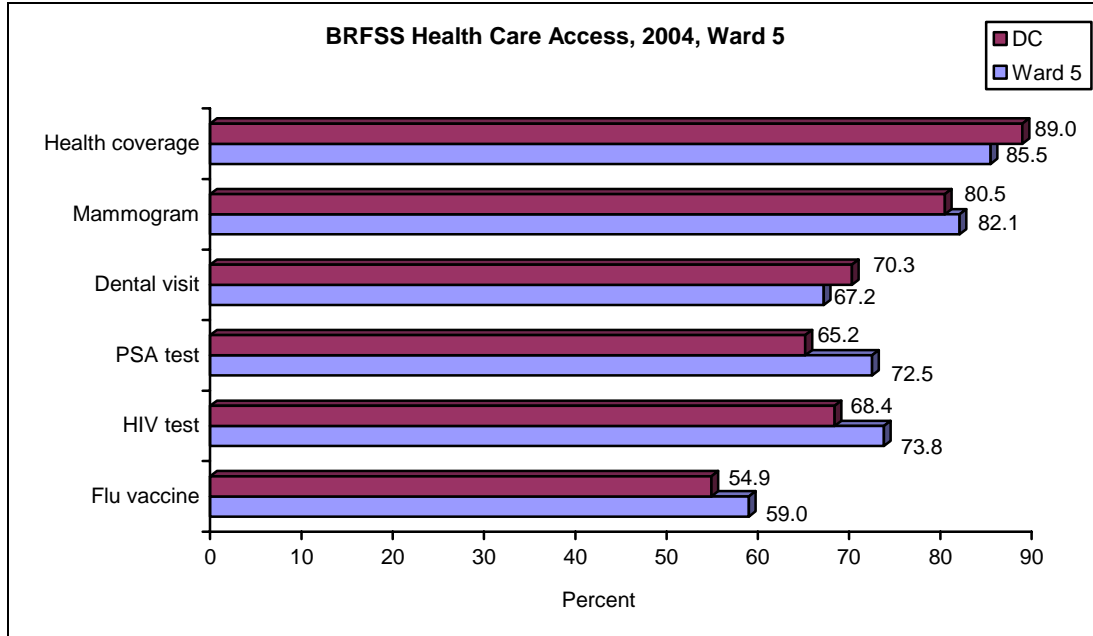
Chart 6. Top Ten Causes of Death, 2004, Ward 5



Source: DOH, Center for Policy, Planning and Epidemiology, State Center for Health Statistics

- Heart Disease is the leading cause of death and is 25% and 27% higher than the District and US, respectively.
- Cancer is the second leading cause of death in Ward 5 and the crude death rate is about 21% higher than the District wide rate and 25% higher than the nation.
- Deaths due to essential hypertension occur ten times more often in Ward 5 compared to the US.
- The HIV death rate is almost fifteen times higher than the US rate.
- Cerebrovascular Diseases (stroke) related death occur at a rate that is 17% lower than the US population, but is 21% higher when compared to other District residents.
- The homicide rate in Ward 5 is 39% higher than the District's overall rate. However, homicide occurs in Ward 5 almost eight times as often as in the US as a whole.

Chart 7. Health Care Access, Ward 5
Behavioral Risk Factor Surveillance System (BRFSS) Data, 2004



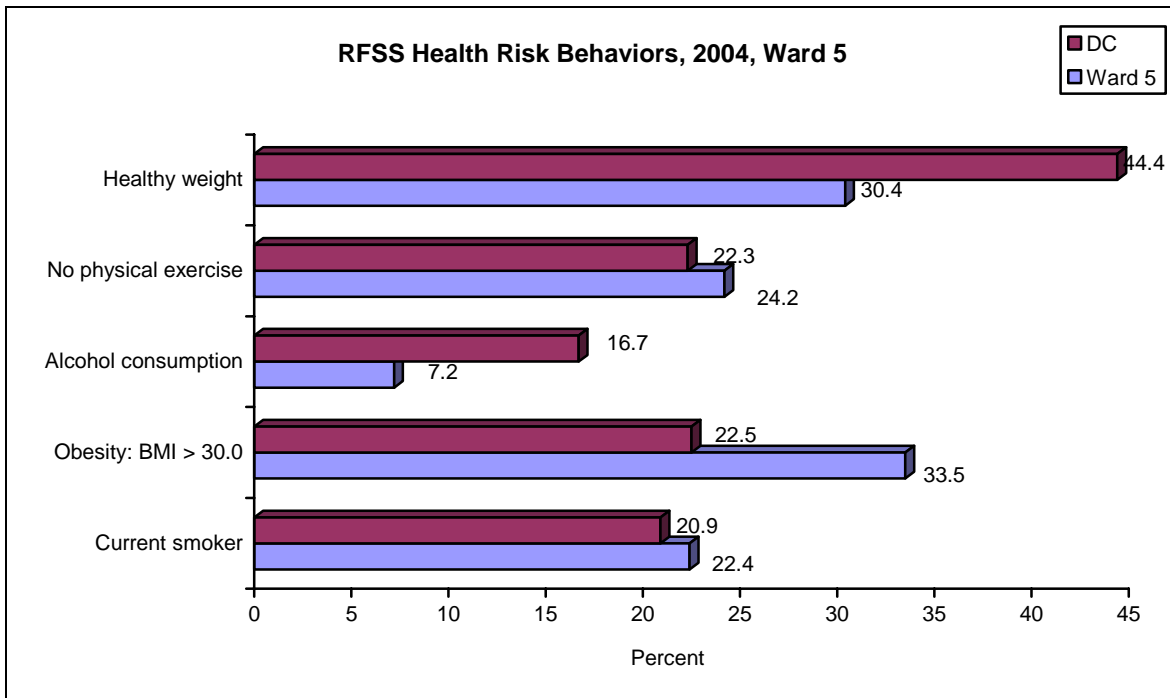
Source: DOH, Center for Policy, Planning and Epidemiology, State Center for Health Statistics

BRFSS questions:

1. During the past 12 months, have you had a flu shot?
2. Have you ever been tested for HIV? (Do not count tests you may have had as part of a blood donation)
3. Have you ever had a PSA test? (men age 40+)
4. How long has it been since you last visited a dentist for any reason?
5. How long has it been since your last mammogram (had one in past 2 years, women 40+)?
6. Do you have any kinds of health care coverage, including health insurance, prepaid plans such as HMOs, doctor or health care provider?

- Over 85% of Ward 5 residents have some kind of health care coverage.
- About 60% of persons over 65 received influenza vaccine.
- Over 73% of Ward 5 residents were tested for HIV.
- About 72% of men were screened for prostate cancer.
- Almost 82% of women were screened for breast cancer.

Chart 8. Health Risk Behaviors, Ward 5
Behavioral Risk Factor Surveillance System (BRFSS) Data, 2004

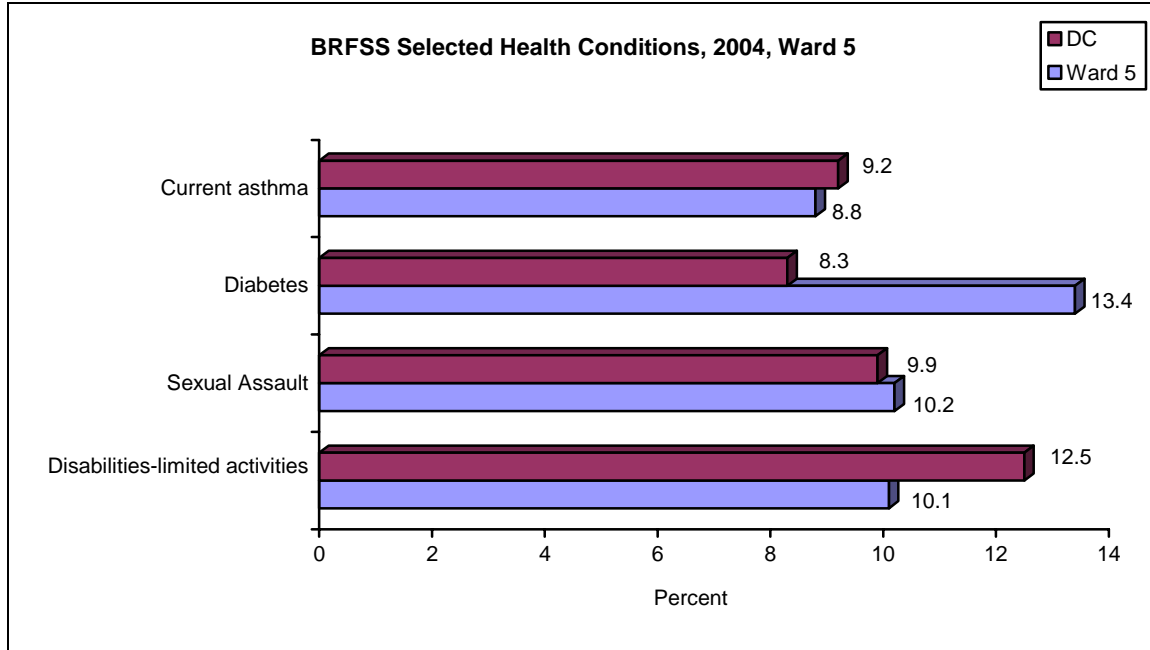


Source: DOH, Center for Policy, Planning and Epidemiology, State Center for Health Statistics
BRFSS questions:

1. Currently smoke: is a calculated variable and is equal to respondents who indicated they had smoked at least 100 cigarettes in their life and now smoke every day or some days.
2. Obesity: is equal to a BMI of 30 or higher.
3. Binge Drinking: refers to how many times during a thirty day period five or more alcoholic beverages were consumed on an occasion.
4. During the past month, other than your regular job did you participate in any physical activities or exercises such as running, calisthenics, golf, gardening, or walking for exercise?
5. Healthy weight: percent of healthy weight

- Less than one third of Ward 5 residents report having a healthy weight, while over one third report being obese.
- Over 24 % reports participating in no physical activity.
- Almost one in five residents of Ward 5 is currently smoking.
- Approximately 7% of residents are binge drinkers.

Chart 9. Selected Health Conditions, Ward 5
Behavioral Risk Factor Surveillance System (BRFSS) Data, 2004



Source: DOH, Center for Policy, Planning and Epidemiology, State Center for Health Statistics
BRFSS questions:

1. Have you ever been told by a doctor or other health professional that you had asthma?
2. Have you ever been told by a doctor that you had diabetes?
3. Have you ever been sexually assaulted?
4. Are you limited in any way in any activities because of physical, mental or emotional problems?

- One in ten citizens of Ward 5 has been a victim of a sexual assault.
- Almost 9% of the population has been diagnosed with asthma.
- About 10% of Ward 5 residents are limited in their daily activities by physical, mental or emotional problems.

Publication Notes: Information appearing in this sheet may be freely reproduced. However, in the use of these data, it is requested that credit be given to the District of Columbia, Department of Health, Center for Policy, Planning and Epidemiology, State Center for Health Statistics. For further information, please contact, the State Center for Health Statistics, 825 North Capitol Street, N.E., Washington, D.C. 20002 (Phone: 202-442-5865).
