

# Influenza Surveillance Report

Division of Epidemiology - Disease Surveillance and Investigation  
District of Columbia Department of Health

## 2016-2017 Influenza Season Week 9 (February 26, 2017 – March 4, 2017)

(All data are preliminary and may change as more reports are received)

### SUMMARY

- 115 cases of Influenza were reported by hospitals during this reporting period
- 13 additional cases were reported for week 8
- Zero pediatric deaths were reported during this period
- For the 2016-2017 Influenza Season to-date, 1277 positive Influenza cases have been reported
- DC PHL did not report any specimens tested for week 9
- Flu activity decreased sharply since last week, but remains high across the District

### INFLUENZA SURVEILLANCE FROM HOSPITALS & AMBULATORY CARE FACILITIES

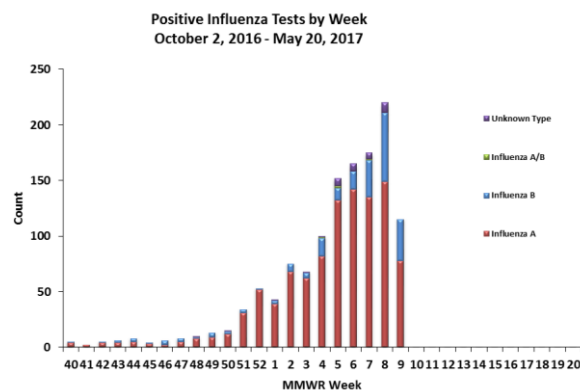
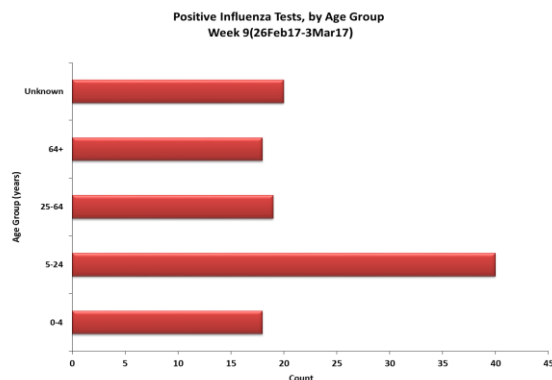
District of Columbia hospitals and laboratories report detailed information on cases of Influenza on a daily basis. However, in accordance with CDC guidelines, only Influenza-associated deaths in cases <18 years of age and Novel Influenza A infections are reportable. We also request that Influenza hospitalizations be reported if possible.

The table below summarizes weekly and cumulative cases of Influenza for the 2016-2017 Season. Data are also presented by age group and by number of cases reported weekly. During week 9 (February 26, 2017– March 4, 2017), there were 115 new cases of Influenza reported. 13 additional cases were reported for week 8. To date, the District has received 1277 positive Influenza cases reported by hospitals.

### Surveillance of Influenza Cases Reported By Influenza Type

	Week 9 (February 26, 2017–March 4, 2017)		Cumulative Cases for Weeks 40–20 (October 2, 2016–May 20, 2017)	
<b>Influenza A</b>	78	(67.80%)	1029	(80.58%)
<b>Influenza B</b>	37	(32.20%)	216	(16.92%)
<b>Influenza A/B</b>	0	(0.00%)	4	(0.31%)
<b>Influenza (not typed)</b>	0	(0.00%)	28	(2.19%)
<b>Total</b>	115*	(100%)	1277*	(100.00%)

\*Includes results from Rapid Diagnostic Testing, Viral Culture, RT-PCR, Serology, and Immunofluorescence.



**RAPID DIAGNOSTIC TESTING**

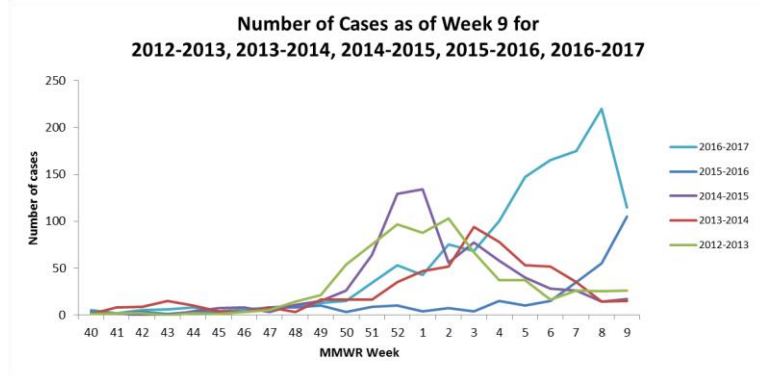
Rapid Diagnostic Tests are screening tests used to detect the Influenza virus in a short period of time. While initially less accurate than PCR and viral culture, rapid diagnostics are more accurate as the Influenza season progresses. During week 9, 179 out of a total of 556 tests were performed using rapid diagnostic testing in clinical laboratories. Of these, 24 (13.41%) positive Influenza specimens were identified using rapid diagnostics.

Week: 9 (February 26, 2017 – Mar 4, 2017)	
No. of specimens tested Rapid Diagnostics	179
No. of positive specimens (%)	24 (13.41%)
<b>Positive specimens by type/subtype</b>	
Influenza A	18 (75%)
Influenza B	6 (25%)
Influenza A/B	0 (0%)
Influenza – unknown type	0 (0%)

**WEEK 9 COMPARISON WITH PREVIOUS SEASONS**

For week 9, there were 115 cases in the current 2016-2017 season, 105 cases in last year’s 2015-2016 season, 17 cases in the 2014-2015 season, 15 in the 2013-2014 season, and 26 in the 2012-2013 season.

Cumulatively, there are a total of 1277 cases in the district up to week 9 for the current season, 317 during the 2015-2016 season, 721 in the 2014-2015 season, 584 in the 2013-2014 season, and 702 in the 2012-2013 season.



**INFLUENZA-LIKE ILLNESS (ILI) SURVEILLANCE**

Sentinel surveillance for ILI consists of three outpatient reporting sites for the District of Columbia. The sentinel surveillance sites report the total number of ILI cases encountered per week and the total number of patients seen at the clinic during that same week. For this system, ILI is defined as the existence of fever (temperature of 100°F [37.8°C] or greater) and a cough and/or a sore throat in the absence of a known cause other than Influenza.

For week 9, sentinel providers reported 206 out of 2787 visits (7.39%) that met the criteria for ILI.

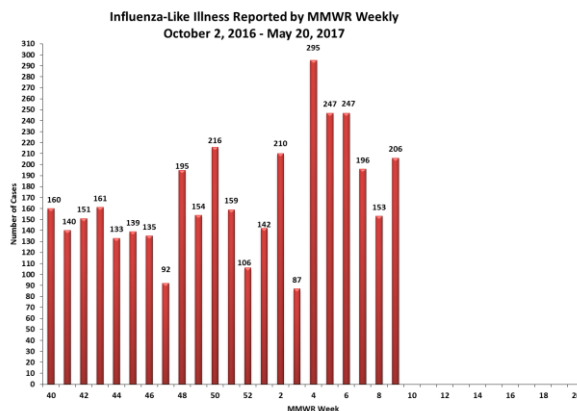
**Sentinel Surveillance ILI Activity for Washington, DC**

Week of	Activity *
Feb 26 – Mar 4	Local

**\*No Activity** – overall clinical activity remains low and there are no lab confirmed Influenza cases;

**Sporadic** – isolated lab confirmed Influenza cases reported and ILI activity is not increased;

**Local** – increased ILI activity and recent lab confirmed Influenza cases. As the District of Columbia is not a state, this is the highest level of ILI activity it can report.



## INFLUENZA TESTING BY THE DISTRICT OF COLUMBIA PUBLIC HEALTH LABORATORY (DC PHL)

The DC PHL subtypes human isolates to monitor the circulating strains of Influenza. The isolates are submitted to the DC PHL by hospitals and commercial laboratories. DC PHL did not report any specimens tested for week 9.

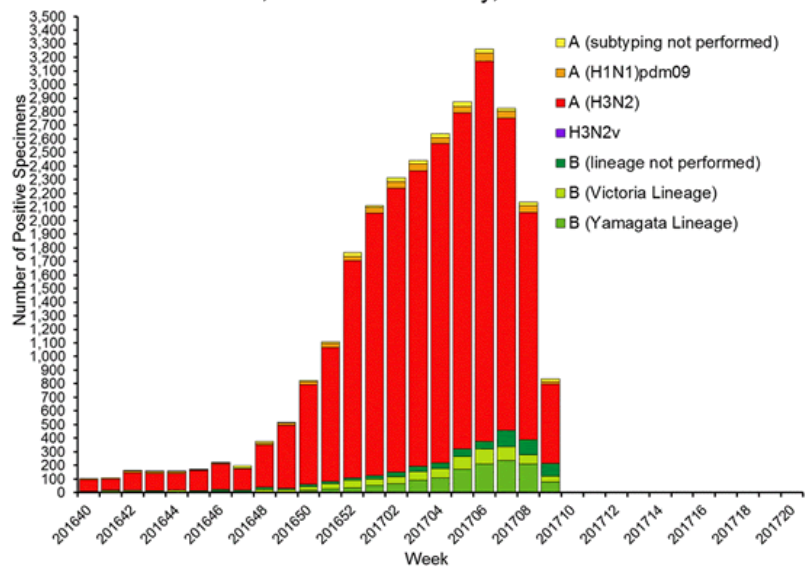
### DC PHL Surveillance of Influenza Cases Reported By Influenza Subtype

DC PHL Influenza Testing	Feb 26, 2017 – Mar 4, 2017	Total Cases October 2, 2016 – May 20, 2017
<b>Number of specimens tested</b>	0	68
◆ <b>Number of specimens positive for Influenza:</b>	0 (0%)	43 (63.24%)
● <b>Influenza A</b>	0 (0%)	43 (100%)
▪ <b>H1 2009 H1N1</b>	0 (0%)	2 (4.65%)
▪ <b>H1 seasonal</b>	0 (0%)	0 (0%)
▪ <b>H3</b>	0 (0%)	41 (95.35%)
● <b>Influenza B</b>	0 (0%)	0 (0%)

## NATIONAL INFLUENZA ASSESSMENT

The CDC's weekly seasonal Influenza surveillance report for week 9 noted that influenza activity decreased, but remained elevated in the United States. The proportion of deaths attributed to pneumonia and influenza (P&I) was above the system-specific epidemic threshold. Eight pediatric deaths were reported to the CDC during week 9, two associated with A (H3) viruses, one associated with an A(H1N1)pdm09 virus, one with an un-typed A virus, and five with B viruses. For the 2016-2017 season, a total of 48 pediatric deaths associated with Influenza have been reported in the US. During week 9, 1,709 specimens were tested by public health laboratories, of which 837 were positive. Of the 837 respiratory specimens that tested positive during week 9, 625 (74.7%) were Influenza A and 212 (25.3%) were Influenza B. Of the Influenza A samples, 16 (2.6%) were 2009 H1N1, 586 (93.8%) were H3, and 23 (3.7%) were un-typed.

Influenza Positive Tests Reported to CDC by U.S. Public Health Laboratories, National Summary, 2016-2017 Season



Get Vaccinated!

To find an Influenza vaccine provider, visit the District of Columbia Immunization Resource Center at <http://doh.dc.gov/node/190532>



For additional information about Influenza and Influenza activity in the United States, please visit: <http://www.cdc.gov/flu/index.htm>. Questions about Influenza in the District of Columbia or this report should be directed to the Division of Epidemiology - Disease Surveillance and Investigation at (202) 442-9150 or email [keith.li@dc.gov](mailto:keith.li@dc.gov).