

# Influenza Surveillance Report

Division of Epidemiology - Disease Surveillance and Investigation  
 District of Columbia Department of Health

## 2014-2015 Influenza Season Week 4 (January 25, 2015 – January 31, 2015)

(All data are preliminary and may change as more reports are received)

### SUMMARY

- 54 cases of Influenza were reported by hospitals during this reporting period.
- 46 additional cases were reported for weeks 2 and 3.
- Zero pediatric-deaths associated with Influenza were recorded during this reporting period.
- For the 2014-2015 Influenza Season to-date, 726 positive Influenza cases have been reported.
- The DC PHL tested no specimens tested this week, for a total of 120 out of 158 (76%) specimens testing positive for influenza this season
- Week 4 of the current 2014-2015 season is on par with the previous two seasons, but activity has decreased slightly since last week.

### INFLUENZA SURVEILLANCE FROM HOSPITALS & AMBULATORY CARE FACILITIES

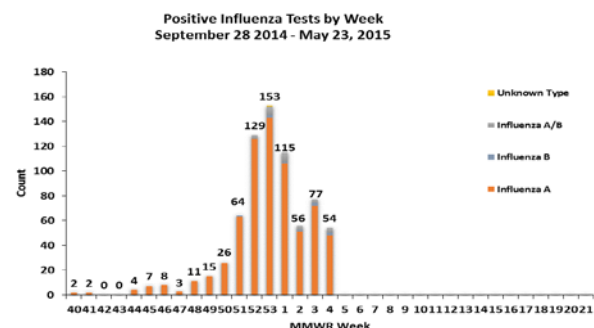
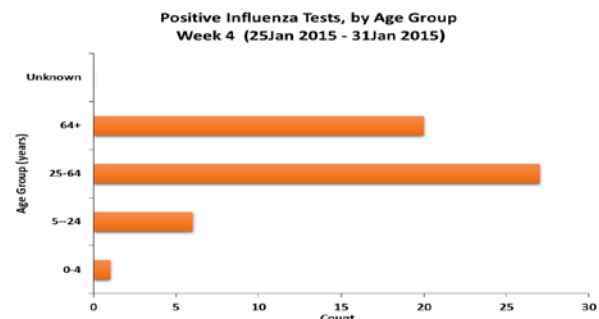
District of Columbia hospitals and laboratories report detailed information on cases of Influenza on a daily basis. However, in accordance with CDC guidelines, only Influenza-associated deaths in cases <18 years of age and Novel Influenza A infections are reportable.

The table below summarizes weekly and cumulative cases of Influenza for the 2014-2015 Season. Data are also presented by age group and by number of cases reported weekly. During week 4 (January 25, 2015– January 31, 2015), there were 54 new cases of Influenza reported. 46 additional cases for weeks 2 and 3 were reported as well. To date, the District has received 726 positive Influenza cases reported by hospitals.

### Surveillance of Influenza Cases Reported By Influenza Type

	Week 4 (January 25, 2015– January 31, 2015)		Cumulative Cases for Weeks 40 – 20 (September 28, 2014 – May 23, 2015)	
<b>Influenza A</b>	48	(88.89%)	687	(95.20%)
<b>Influenza B</b>	2	(3.70%)	9	(0.71%)
<b>Influenza A/B</b>	4	(7.41%)	29	(3.91%)
<b>Influenza (not typed)</b>	0	(0%)	1	(0.18%)
<b>Total</b>	54*	(100%)	726*	(100.0%)

\*Includes results from Rapid Diagnostic Testing, Viral Culture, RT-PCR, Serology, and Immunofluorescence.



**RAPID DIAGNOSTIC TESTING**

Rapid Diagnostic Tests are screening tests used to detect the Influenza virus in a short period of time. While initially less accurate than PCR and viral culture, rapid diagnostics are more accurate as the Influenza season progresses. During week 4, 330 out of a total of 367 tests were performed using rapid diagnostic testing in clinical laboratories. Of these, 54 (16.36%) positive Influenza specimens were identified during week 4 using rapid diagnostics.

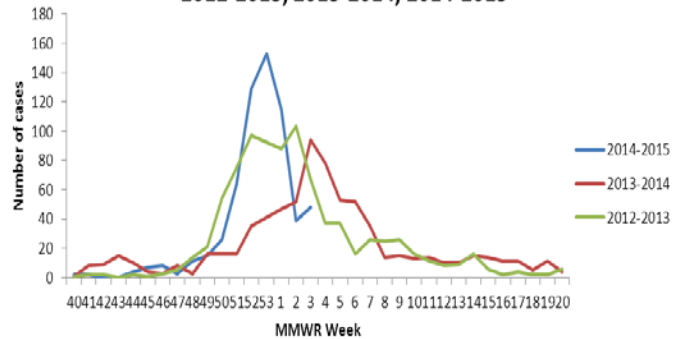
Week: 4 (January 25, 2015 – January 31, 2015)	
No. of specimens tested Rapid Diagnostics	330
No. of positive specimens (%)	54 (16.36%)
<b>Positive specimens by type/subtype</b>	
Influenza A	48 (88.89%)
Influenza B	2 (3.70%)
Influenza A/B	4 (7.41%)
Influenza – unknown type	0 (0%)

**WEEK 53 COMPARISON WITH PREVIOUS SEASONS**

For week 4, there were 54 cases in the current 2014-2015 season, 78 cases in last year’s week 4, 2013-2014 season, and 37 cases during week 4 in the 2012-2013 season.

As there are 53 weeks in the current season compared to other years, the counts for weeks 53 and 1 of this year have been averaged into week 1. Using this method, cumulatively, there are a total of 592 cases of influenza in the district up to week 4 for the current 2014-2015 season, 415 for last year’s 2013-2014 season, and 572 for the 2012-2013.

**Number of Cases as of Week 1 for 2012-2013, 2013-2014, 2014-2015**



**INFLUENZA-LIKE ILLNESS (ILI) SURVEILLANCE**

Sentinel surveillance for ILI consists of three outpatient reporting sites for the District of Columbia. The sentinel surveillance sites report the total number of ILI cases encountered per week and the total number of patients seen at the clinic during that same week. For this system, ILI is defined as the existence of fever (temperature of 100°F [37.8°C] or greater) and a cough and/or a sore throat in the absence of a known cause other than Influenza.

For week 4, sentinel providers reported 135 of 1588 (8.50%) visits that met the criteria for ILI.

**Sentinel Surveillance ILI Activity for Washington, DC**

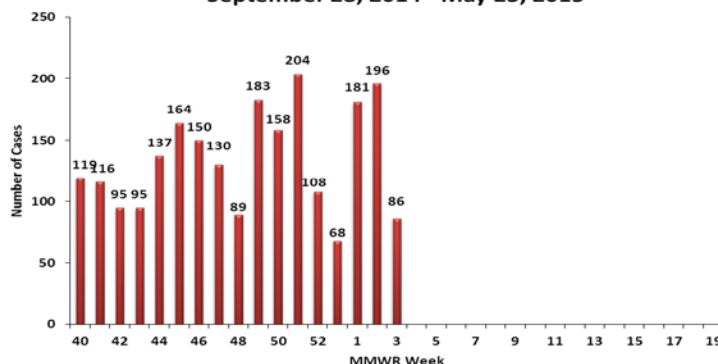
Week of	Activity*
Jan 25 – Jan 31	Local

**\*No Activity** – overall clinical activity remains low and there are no lab confirmed Influenza cases;

**Sporadic** – isolated lab confirmed Influenza cases reported and ILI activity is not increased;

**Local** – increased ILI activity and recent lab confirmed Influenza cases. As the District of Columbia is not a state, this is the highest level of ILI activity it can report.

**Influenza-Like Illness Reported by MMWR Weekly September 28, 2014 - May 23, 2015**



## INFLUENZA TESTING BY THE DISTRICT OF COLUMBIA PUBLIC HEALTH LABORATORY (DC PHL)

The DC PHL subtypes human isolates to monitor the circulating strains of Influenza. The isolates are submitted to the DC PHL by hospitals and commercial laboratories. No specimens were tested by the PHL for week 4.

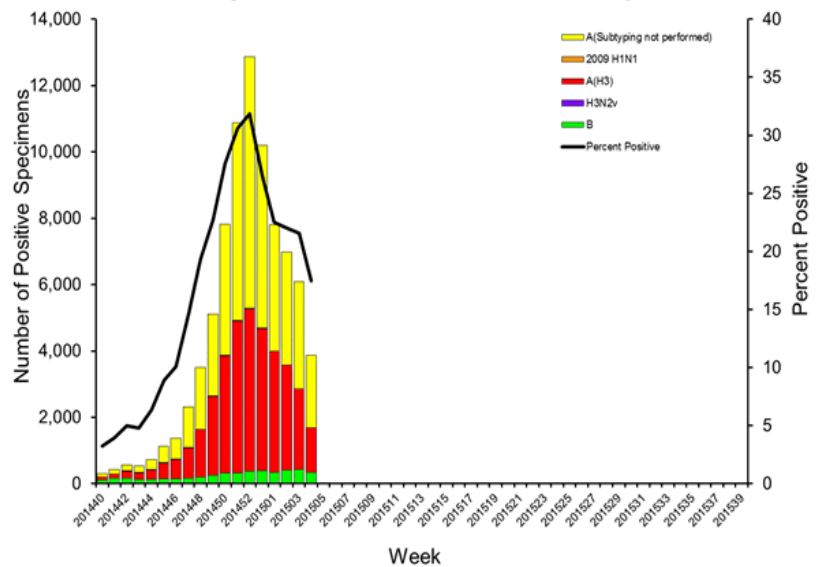
### DC PHL Surveillance of Influenza Cases Reported By Influenza Subtype

DC PHL Influenza Testing	January 25, 2015 – January 31, 2015	Total Cases September 28, 2014 – May 23, 2015
<b>Number of specimens tested</b>	0	158
◆ <b>Number of specimens positive for Influenza:</b>	0 (0%)	120 (76%)
● <b>Influenza A</b>	0 (0%)	120 (100%)
▪ <b>H1 2009 H1N1</b>	0 (0%)	0 (0%)
▪ <b>H1 seasonal</b>	0 (0%)	0 (0%)
▪ <b>H3</b>	0 (0%)	120 (100%)
● <b>Influenza B</b>	0 (0%)	0 (0%)

### NATIONAL INFLUENZA ASSESSMENT

The CDC's weekly seasonal Influenza surveillance report for week 4 noted that Influenza activity decreased, but remained at elevated levels in the United States. The proportion of deaths due to Influenza and pneumonia in the US was above the epidemic threshold. Eight Influenza-associated pediatric deaths were reported to the CDC during week 4, of which four were associated with an A(H3) virus, and four were associated with an un-typed A virus. For the 2014-2015 season, a total of 69 pediatric deaths associated with Influenza has been reported in the US. During week 4, 21,122 specimens were tested, of which 3,869 (17.5%) were positive. Of the 3,869 respiratory specimens that tested positive during week 4, 3,535 (91.4%) were Influenza A and 334 (8.6%) were Influenza B. Of the Influenza A samples, 5 (0.1%) were 2009 H1N1, 1,345 (38.0%) were H3, and 2,185 (61.8%) were not subtyped.

Influenza Positive Tests Reported to CDC by U.S. WHO/NREVSS Collaborating Laboratories, National Summary, 2014-15



Get Vaccinated!

To find an Influenza vaccine provider, visit the District of Columbia Immunization Resource Center at

<http://doh.dc.gov/node/190532>



For additional information about Influenza and Influenza activity in the United States, please visit: <http://www.cdc.gov/flu/index.htm>. Questions about Influenza in the District of Columbia or this report should be directed to the Division of Epidemiology - Disease Surveillance and Investigation at (202) 442-9150 or email [keith.li@dc.gov](mailto:keith.li@dc.gov).