

# Influenza Surveillance Report

Division of Epidemiology - Disease Surveillance and Investigation  
 District of Columbia Department of Health

## 2017-2018 Influenza Season Week 42 (October 15, 2017 – October 21, 2017)

(All data are preliminary and may change as more reports are received)

### SUMMARY

- 2 cases of Influenza was reported by hospitals during this reporting period
- Zero pediatric deaths were reported during this period
- For the 2017-2018 Influenza Season to-date, 7 positive Influenza cases have been reported
- DC PHL did not report any specimens tested for week 42
- Flu activity remains low in the District

### INFLUENZA SURVEILLANCE FROM HOSPITALS & AMBULATORY CARE FACILITIES

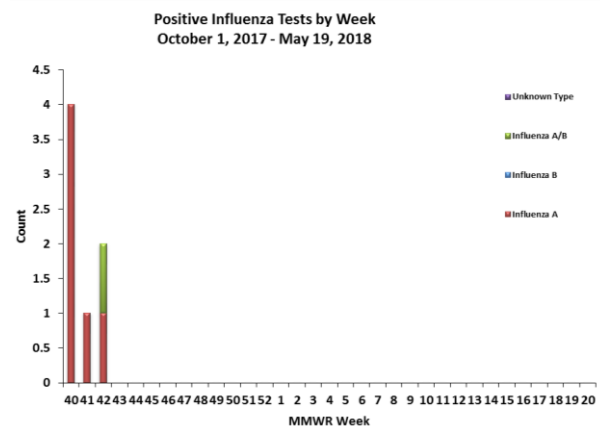
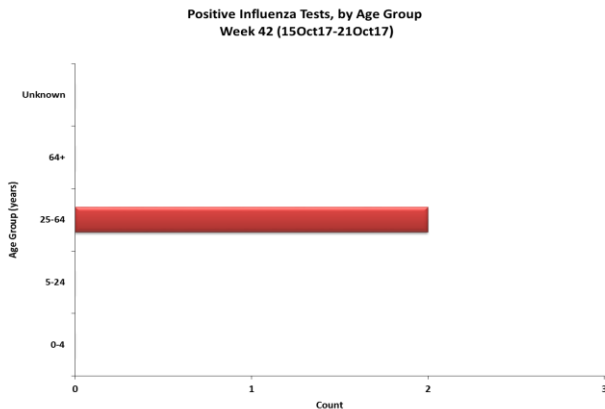
District of Columbia hospitals and laboratories report detailed information on cases of Influenza on a daily basis. However, in accordance with CDC guidelines, only Influenza-associated deaths in cases <18 years of age and Novel Influenza A infections are reportable. We also request that Influenza hospitalizations be reported if possible.

The table below summarizes weekly and cumulative cases of Influenza for the 2017-2018 Season. Data are also presented by age group and by number of cases reported weekly. During week 42 (October 15, 2017–October 21, 2017), there were 2 new cases of Influenza reported. To date, the District has received 7 positive Influenza cases reported by hospitals.

### Surveillance of Influenza Cases Reported By Influenza Type

	Week 42 (October 15, 2017–October 21, 2017)		Cumulative Cases for Weeks 40–20 (October 1, 2017–May 19, 2018)	
	Count	Percentage	Count	Percentage
<b>Influenza A</b>	1	(50.00%)	6	(85.71%)
<b>Influenza B</b>	0	(0.00%)	0	(0.00%)
<b>Influenza A/B</b>	1	(50.00%)	1	(14.29%)
<b>Influenza (not typed)</b>	0	(0.00%)	0	(0.00%)
<b>Total</b>	2*	(100%)	7*	(100.00%)

\*Includes results from Rapid Diagnostic Testing, Viral Culture, RT-PCR, Serology, and Immunofluorescence.



**RAPID DIAGNOSTIC TESTING**

Rapid Diagnostic Tests are screening tests used to detect the Influenza virus in a short period of time. While initially less accurate than PCR and viral culture, rapid diagnostics are more accurate as the Influenza season progresses. During week 42, 72 out of a total of 193 tests were performed using rapid diagnostic testing in clinical laboratories. Of these, 0 (0.00%) positive Influenza specimens were identified using rapid diagnostics.

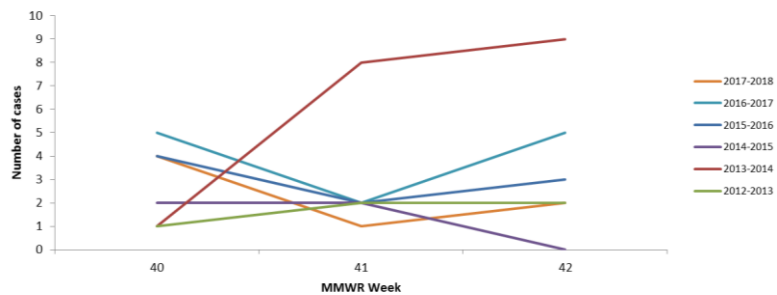
Week: 42 (Oct 15, 2017 – Oct 21, 2017)	
No. of specimens tested Rapid Diagnostics	72
No. of positive specimens (%)	0 (0%)
<b>Positive specimens by type/subtype</b>	
Influenza A	0 (0%)
Influenza B	0 (0%)
Influenza A/B	0 (0%)
Influenza – unknown type	0 (0%)

**WEEK 42 COMPARISON WITH PREVIOUS SEASONS**

For week 42, there was 2 case in the current 2017-2018 season, 5 cases in last year’s 2016-2017 season, 3 cases in the 2015-2016 season, 0 cases in the 2014-2015 season, 9 in the 2013-2014 season, and 2 in the 2012-2013 season.

Cumulatively, there are a total of 7 cases in the district up to week 42 for the current season, 12 during the 2016-2017 season, 9 during the 2015-2016 season, 4 in the 2014-2015 season, 18 in the 2013-2014 season, and 5 in the 2012-2013 season.

Number of Cases as of Week 40 for 2012-2013, 2013-2014, 2014-2015, 2015-2016, 2016-2017, 2017-2018



**INFLUENZA-LIKE ILLNESS (ILI) SURVEILLANCE**

Sentinel surveillance for ILI consists of three outpatient reporting sites for the District of Columbia. The sentinel surveillance sites report the total number of ILI cases encountered per week and the total number of patients seen at the clinic during that same week. For this system, ILI is defined as the existence of fever (temperature of 100°F [37.8°C] or greater) and a cough and/or a sore throat in the absence of a known cause other than Influenza.

For week 42, sentinel providers reported 302 out of 14,972 visits (2.02%) that met the criteria for ILI.

**Sentinel Surveillance ILI Activity for Washington, DC**

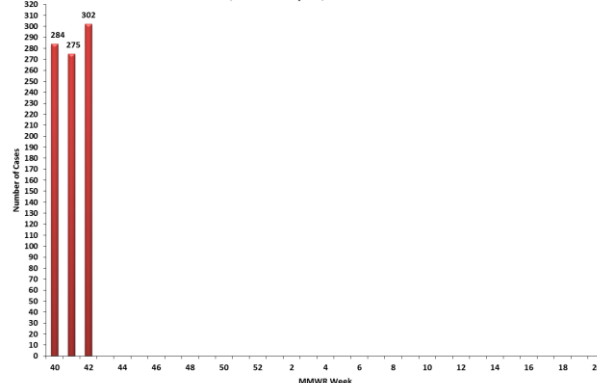
Week of	Activity *
Oct 15 – Oct 21	<i>Sporadic</i>

**\*No Activity** – overall clinical activity remains low and there are no lab confirmed Influenza cases;

**Sporadic** – isolated lab confirmed Influenza cases reported and ILI activity is not increased;

**Local** – increased ILI activity and recent lab confirmed Influenza cases. As the District of Columbia is not a state, this is the highest level of ILI activity it can report.

Influenza-Like Illness Reported by MMWR Weekly October 1, 2017 - May 19, 2018



## INFLUENZA TESTING BY THE DISTRICT OF COLUMBIA PUBLIC HEALTH LABORATORY (DC PHL)

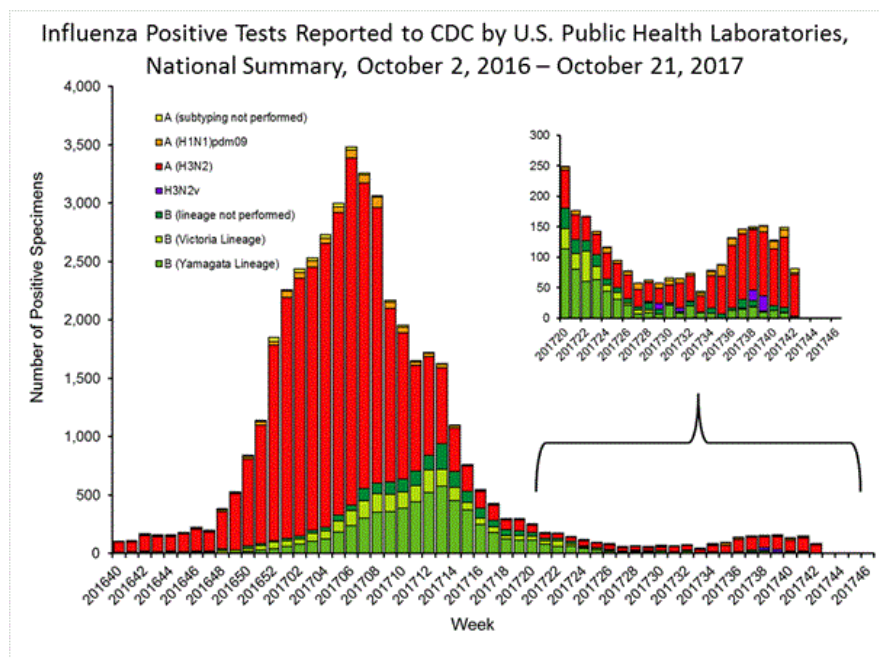
The DC PHL subtypes human isolates to monitor the circulating strains of Influenza. The isolates are submitted to the DC PHL by hospitals and commercial laboratories. DC PHL did not report any specimens tested for week 42.

### DC PHL Surveillance of Influenza Cases Reported By Influenza Subtype

DC PHL Influenza Testing	Oct 15, 2017 – Oct 21, 2017	Total Cases October 1, 2017 – May 19, 2018
<b>Number of specimens tested</b>	0	0
◆ <b>Number of specimens positive for Influenza:</b>	0 (0%)	0 (0%)
● <b>Influenza A</b>	0 (0%)	0 (0%)
▪ <b>H1 2009 H1N1</b>	0 (0%)	0 (0%)
▪ <b>H1 seasonal</b>	0 (0%)	0 (0%)
▪ <b>H3</b>	0 (0%)	0 (0%)
● <b>Influenza B</b>	0 (0%)	0 (0%)

## NATIONAL INFLUENZA ASSESSMENT

The CDC's weekly seasonal Influenza surveillance report for week 42 noted that influenza activity was low in the United States. The proportion of deaths attributed to pneumonia and influenza (P&I) was below the system-specific epidemic threshold. One pediatric death was reported to the CDC during week 42. For the 2017-2018 season, one pediatric death associated with Influenza has been reported in the US. During week 42, 571 specimens were tested by public health laboratories, of which 81 were positive. Of the 81 respiratory specimens that tested positive during week 42, 78 (96.3%) were Influenza A and 3 (3.7%) were Influenza B. Of the Influenza A samples, 3 (3.8%) were 2009 H1N1, 69 (88.5%) were H3, and 6 (7.7%) were un-typed.



**Get Vaccinated!**

To find an Influenza vaccine provider, visit the District of Columbia Immunization Resource Center at <http://doh.dc.gov/node/190532>

★ ★ ★ For additional information about Influenza and Influenza activity in the United States, please visit: <http://www.cdc.gov/flu/index.htm>. Questions about Influenza in the District of Columbia or this report should be directed to the Division of Epidemiology - Disease Surveillance and Investigation at (202) 442-9150 or email [keith.li@dc.gov](mailto:keith.li@dc.gov).