

# Influenza Surveillance Report

Division of Epidemiology - Disease Surveillance and Investigation  
 District of Columbia Department of Health

## 2015-2016 Influenza Season Week 48 (November 29, 2015 – December 5, 2015)

(All data are preliminary and may change as more reports are received)

### SUMMARY

- 6 cases of Influenza were reported by hospitals during this reporting period
- Zero pediatric-deaths associated with Influenza were recorded during this reporting period
- For the 2015-2016 Influenza Season to-date, 33 positive Influenza cases have been reported
- DC PHL did not report any specimens tested for week 48
- The week’s flu activity dropped since last week and has been lower than the past two seasons

### INFLUENZA SURVEILLANCE FROM HOSPITALS & AMBULATORY CARE FACILITIES

District of Columbia hospitals and laboratories report detailed information on cases of Influenza on a daily basis. However, in accordance with CDC guidelines, only Influenza-associated deaths in cases <18 years of age and Novel Influenza A infections are reportable.

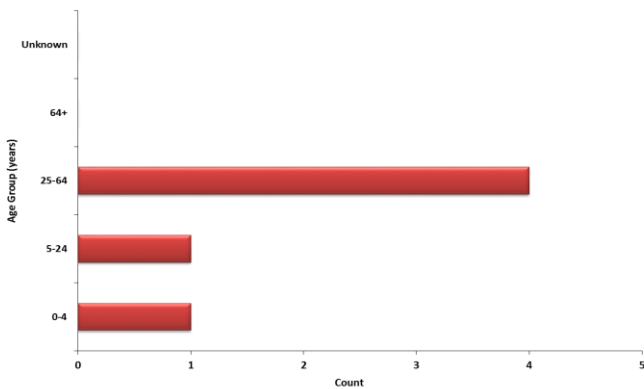
The table below summarizes weekly and cumulative cases of Influenza for the 2015-2016 Season. Data are also presented by age group and by number of cases reported weekly. During week 48 (November 29, 2015– December 5, 2015), there were 6 new cases of Influenza reported. To date, the District has received 33 positive Influenza cases reported by hospitals.

### Surveillance of Influenza Cases Reported By Influenza Type

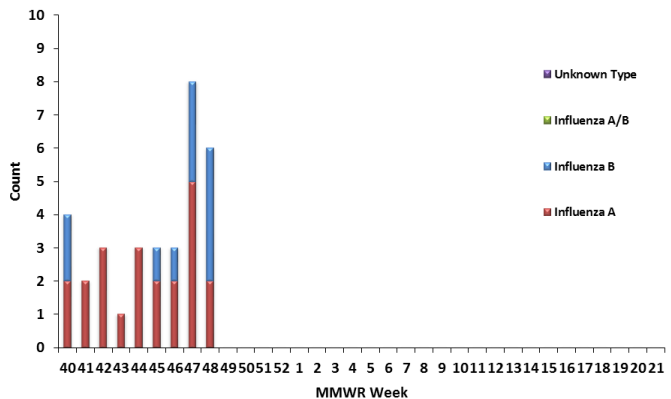
	Week 48 (November 29, 2015– December 5, 2015)		Cumulative Cases for Weeks 40 – 20 (October 4, 2015 – May 21, 2016)	
	Count	Percentage	Count	Percentage
Influenza A	2	(33.33%)	22	(66.67%)
Influenza B	4	(66.67%)	11	(33.33%)
Influenza A/B	0	(0%)	0	(0%)
Influenza (not typed)	0	(0%)	0	(0%)
<b>Total</b>	<b>6*</b>	<b>(100%)</b>	<b>33*</b>	<b>(100.00%)</b>

\*Includes results from Rapid Diagnostic Testing, Viral Culture, RT-PCR, Serology, and Immunofluorescence.

Positive Influenza Tests, by Age Group  
 Week 48 (29Nov2015- 5Dec2015)



Positive Influenza Tests by Week  
 October 4, 2015 - May 21, 2016



**RAPID DIAGNOSTIC TESTING**

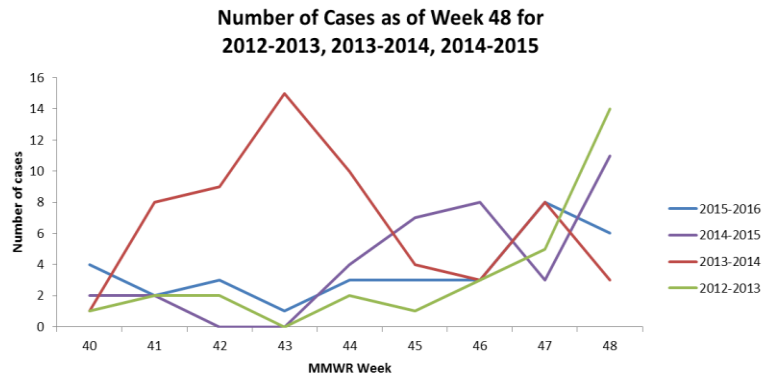
Rapid Diagnostic Tests are screening tests used to detect the Influenza virus in a short period of time. While initially less accurate than PCR and viral culture, rapid diagnostics are more accurate as the Influenza season progresses. During week 48, 91 out of a total of 153 tests were performed using rapid diagnostic testing in clinical laboratories. Of these, 6 positive Influenza specimen was identified during week 48 using rapid diagnostics.

Week: 48 (Nov 29, 2015 – Dec 5, 2015)	
No. of specimens tested Rapid Diagnostics	91
No. of positive specimens (%)	6 (6.59%)
<b>Positive specimens by type/subtype</b>	
Influenza A	2 (33.33%)
Influenza B	4 (66.67%)
Influenza A/B	0 (0%)
Influenza – unknown type	0 (0%)

**WEEK 48 COMPARISON WITH PREVIOUS SEASONS**

For week 48, there were 6 cases in the current 2015-2016 season, 11 cases in last year’s week 48, 2014-2015 season, 3 cases during week 48 in the 2013-2014 season, and 14 in the 2012-2013 season.

Cumulatively, there are a total of 33 cases in the district up to week 48 for the current season, 37 during the 2014-2015 season, 61 in the 2013-2014 season, and 30 in the 2012-2013 season.



**INFLUENZA-LIKE ILLNESS (ILI) SURVEILLANCE**

Sentinel surveillance for ILI consists of three outpatient reporting sites for the District of Columbia. The sentinel surveillance sites report the total number of ILI cases encountered per week and the total number of patients seen at the clinic during that same week. For this system, ILI is defined as the existence of fever (temperature of 100°F [37.8°C] or greater) and a cough and/or a sore throat in the absence of a known cause other than Influenza.

For week 48, sentinel providers reported 175 of 3086 (5.67%) visits that met the criteria for ILI.

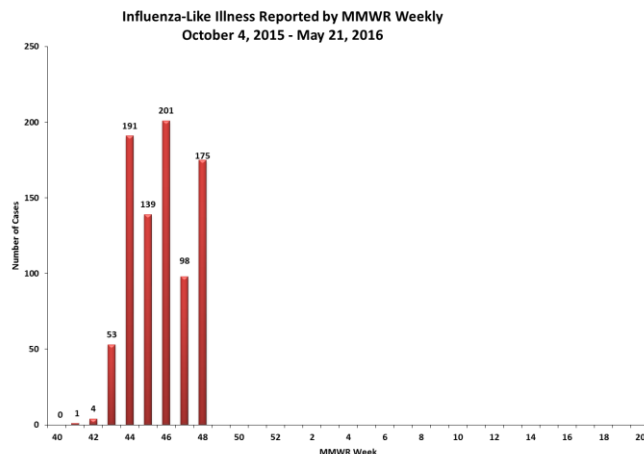
**Sentinel Surveillance ILI Activity for Washington, DC**

Week of	Activity *
Nov 28 – Dec 5	No Activity

**\*No Activity** – overall clinical activity remains low and there are no lab confirmed Influenza cases;

**Sporadic** – isolated lab confirmed Influenza cases reported and ILI activity is not increased;

**Local** – increased ILI activity and recent lab confirmed Influenza cases. As the District of Columbia is not a state, this is the highest level of ILI activity it can report.



## INFLUENZA TESTING BY THE DISTRICT OF COLUMBIA PUBLIC HEALTH LABORATORY (DC PHL)

The DC PHL subtypes human isolates to monitor the circulating strains of Influenza. The isolates are submitted to the DC PHL by hospitals and commercial laboratories. DC PHL did not report any specimens tested for week 48, but reported 4 tests done between weeks 46 and 47, with no positive results.

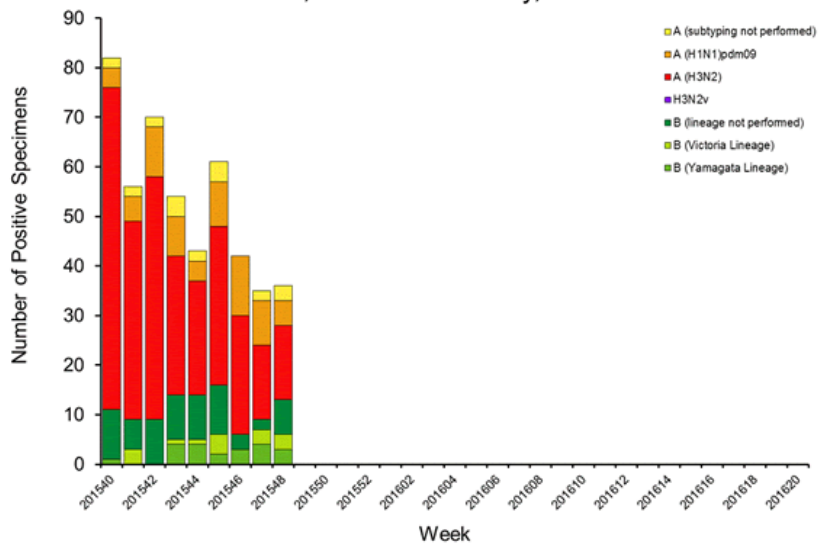
### DC PHL Surveillance of Influenza Cases Reported By Influenza Subtype

DC PHL Influenza Testing	November 29, 2015 – December 5, 2015	Total Cases October 4, 2015 – May 21, 2016
<b>Number of specimens tested</b>	0	26
◆ <b>Number of specimens positive for Influenza:</b>	0 (0%)	5 (19.23%)
● <b>Influenza A</b>	0 (0%)	2 (40%)
▪ <b>H1 2009 H1N1</b>	0 (0%)	1(50%)
▪ <b>H1 seasonal</b>	0 (0%)	0 (0%)
▪ <b>H3</b>	0 (0%)	1(50%)
● <b>Influenza B</b>	0 (0%)	3 (60%)

### NATIONAL INFLUENZA ASSESSMENT

The CDC's weekly seasonal Influenza surveillance report for week 48 noted that influenza activity increased slightly in the United States. The proportion of deaths due to Influenza and pneumonia in the US was below the epidemic threshold. Two pediatric deaths were reported to the CDC during week 48, one of which occurred during the 2014-2015 season. For the 2015-2016 season, a total of 3 pediatric death associated with Influenza has been reported in the US. During week 48, 787 specimens were tested, of which 36 were positive. Of the 36 respiratory specimens that tested positive during week 48, 23 (63.9%) were Influenza A and 13 (36.1%) were Influenza B. Of the Influenza A samples, 5 (21.7%) were 2009 H1N1, 15 (65.2%) were H3, and 3 (13%) were not subtyped.

Influenza Positive Tests Reported to CDC by U.S. Public Health Laboratories, National Summary, 2015-16 Season



### Get Vaccinated!

To find an Influenza vaccine provider, visit the District of Columbia Immunization Resource Center at <http://doh.dc.gov/node/190532>



For additional information about Influenza and Influenza activity in the United States, please visit: <http://www.cdc.gov/flu/index.htm>. Questions about Influenza in the District of Columbia or this report should be directed to the Division of Epidemiology - Disease Surveillance and Investigation at (202) 442-9150 or email [keith.li@dc.gov](mailto:keith.li@dc.gov).